

## CYLINDER HEAD/VALVES

To prevent loss of tension, do not compress the valve springs more than necessary to remove the cotters.

Remove the valve spring cotters using the special tools as shown.

### TOOLS:

Valve spring compressor

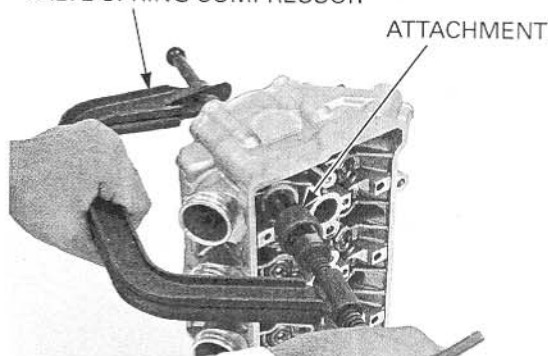
07757-0010000

Valve spring compressor attachment

07959-KM30101

VALVE SPRING COMPRESSOR

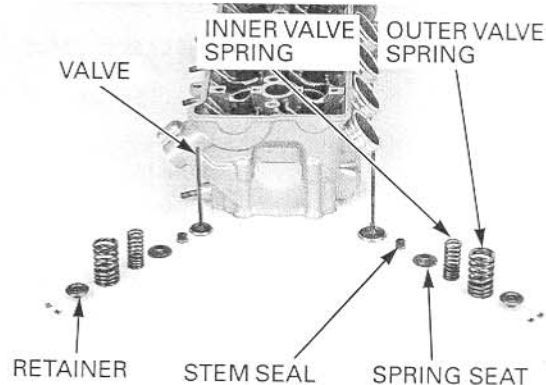
ATTACHMENT



Mark all parts during disassembly so they can be placed back in their original locations.

Remove the following:

- Spring retainer
- Inner/outer valve springs
- Valve
- Stem seal
- Valve spring seat

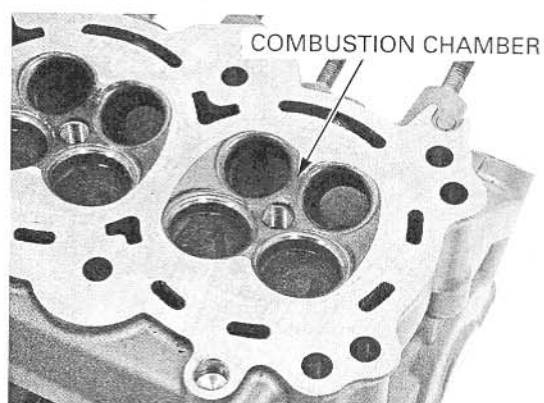


## CYLINDER HEAD INSPECTION

### CYLINDER HEAD

Avoid damaging the gasket surface.

Remove carbon deposits from the combustion chambers. Check the spark plug hole and valve areas for cracks.



Check the cylinder head for warpage with a straight edge and feeler gauge.

**SERVICE LIMIT:** 0.10 mm (0.004 in)

