


CYLINDER HEAD/VALVES

Install the direct ignition coils and connect the ignition coil connectors.




CAM CHAIN TENSIONER LIFTER

REMOVAL

Remove the following:

- Lower cowls (page 3-6)
- Middle cowls (page 3-7)
- Tool box (page 6-73)

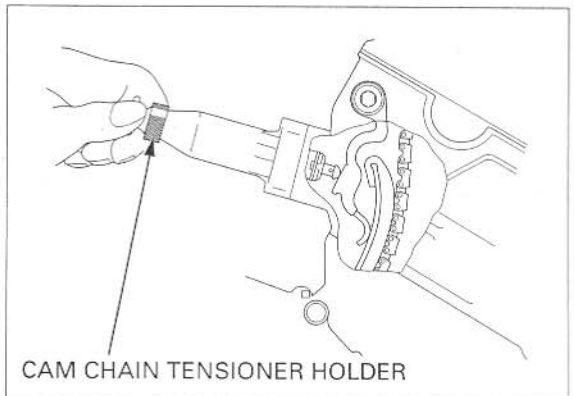
Remove the cam chain tensioner sealing bolt and sealing washer.



Turn the tensioner shaft fully in (clockwise) and secure it using the special tool to prevent damaging the cam chain.

TOOL:

Cam chain tensioner holder 07ZMG-MCAA400



Remove the socket bolts, cam chain tensioner lifter and gasket.

