


INSTALLATION


Note the installation direction of the gasket.

Install a new gasket onto the cam chain tensioner lifter.
Install the cam chain tensioner lifter into the cylinder head.

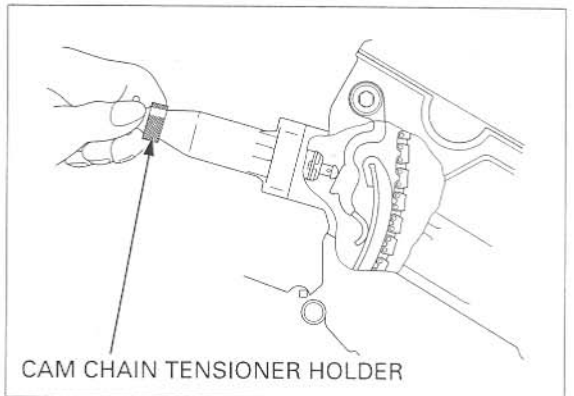


Install and tighten the socket bolts to the specified torque.

TORQUE: 9.8 N·m (1.0 kgf·m, 7 lbf·ft)



Remove the special tool.



Install a new sealing washer and tighten the sealing bolt securely.

Installation is the removed parts in the reverse order of removal.

