


CLUTCH/STARTER CLUTCH/GEARSHIFT LINKAGE

Install the clutch center and thrust washer.

Install the lock washer with its "OUT" mark facing out.



Apply oil to the threads and seating surface of a new clutch center lock nut, then install it onto the mainshaft.


Hold the clutch center with the special tool and tighten the lock nut to the specified torque.

TOOL:

Clutch center holder


07724-0050002 or equivalent commercially available in U.S.A.

TORQUE: 127 N·m (13.0 kgf·m, 94 lbf·ft)



Be careful not to damage the mainshaft threads.

Stake the lock nut into the mainshaft groove with a punch.



Install the spring seat and friction spring onto the clutch center as shown.

