


CLUTCH/STARTER CLUTCH/GEARSHIFT LINKAGE

Install the starter idle gear and shaft.

Install the right crankcase cover (page 10-24).




STARTER CLUTCH

REMOVAL

Remove the clutch (page 10-7).

Remove the starter reduction gear from the crankcase.



Temporarily install the following:

- Starter idle gear
- Starter idle gear shaft


Insert the gear holder between the starter idle gear and driven gear as shown.

TOOL:

Gear holder, M2.5 **07724-0010100**

Remove the starter clutch outer special bolt and washer.

Remove the temporarily installed parts.



Remove the starter clutch outer assembly.

