

CLUTCH/STARTER CLUTCH/GEARSHIFT LINKAGE


GEARSHIFT LINKAGE

REMOVAL


Remove the following:

- Right crankcase cover (page 10-5)
- Clutch (page 10-7)


Remove the pinch bolt and disconnect the gear shift arm from the gear shift spindle.



Remove the bolt and setting plate.



Pull the gearshift spindle assembly and thrust washer out of the crankcase.



Remove the following:

- Stopper arm pivot bolt
- Stopper arm
- Return spring
- Washer
- Shift drum center socket bolt
- Gearshift cam
- Dowel pin

