


Apply oil to the flywheel bolt threads and seating surface.
Install the washer and flywheel bolt.




Hold the flywheel using the special tool, then tighten the bolt to the specified torque.

TOOL:
Flywheel holder

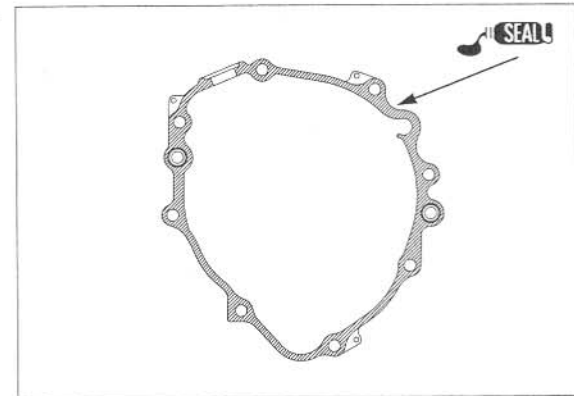
07725-0040000 or
equivalent commercially
available in
U.S.A.

TORQUE: 103 N-m (10.5 kgf-m, 76 lbf-ft)



ALTERNATOR COVER INSTALLATION

Apply a sealant to the mating surface of the alternator cover.



Install the dowel pins.

