

FRONT WHEEL/SUSPENSION/STEERING

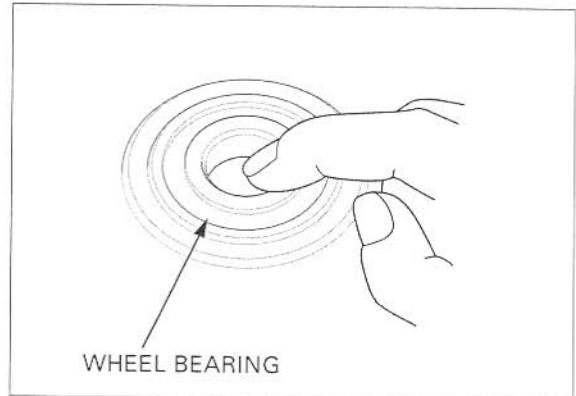
Wheel bearing

Turn the inner race of each bearing with your finger. The bearings should turn smoothly and quietly. Also check that the bearing outer race fits tightly in the hub.

Replace the bearings in pairs.

Remove and discard the bearings if they do not turn smoothly, quietly, or if they fit loosely in the hub.

Replace the wheel bearings, if necessary (page 14-15).



Wheel rim runout

Check the rim runout by placing the wheel in a turning stand.

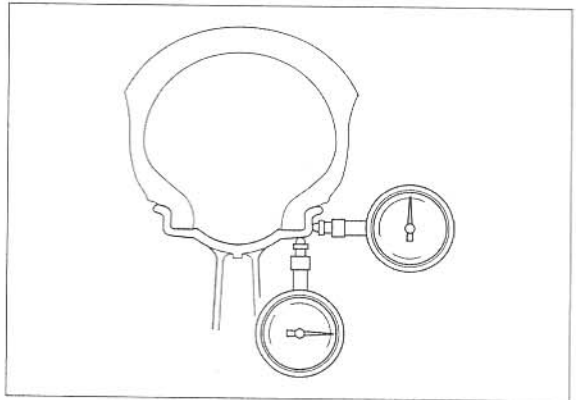
Spin the wheel by hand, and read the runout using a dial indicator.

Actual runout is 1/2 the total indicator reading.

SERVICE LIMITS:

Radial: 2.0 mm (0.08 in)

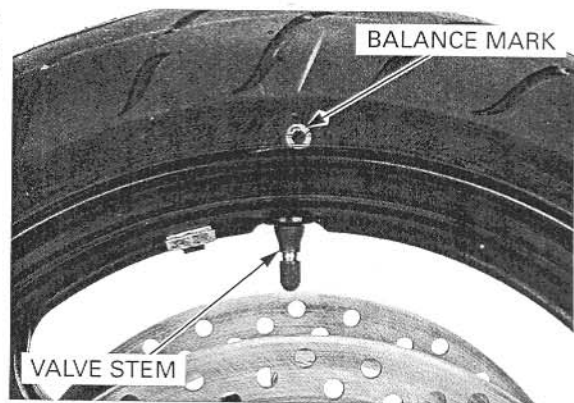
Axial: 2.0 mm (0.08 in)



For optimum balance, the tire balance mark (a paint dot on the side wall) must be located next to the valve stem. Remount the tire if necessary.

Wheel balance

- Wheel balance directly affects the stability, handling and over all safety of the motorcycle. Always check balance when the tire has been removed from the rim.



Note the rotating direction marks on the wheel and tire.

