


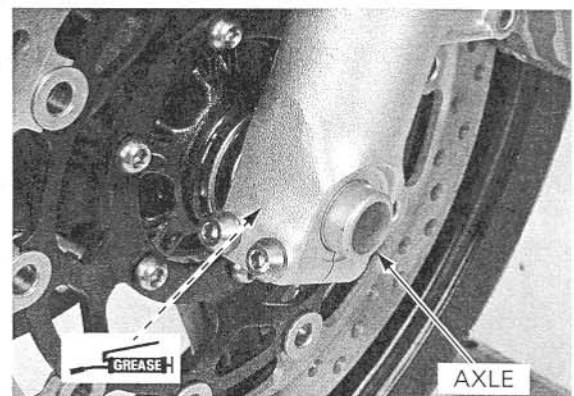
### INSTALLATION

Install the right and left side collars.



Install the front wheel between the fork legs.

Apply a thin layer of grease to the front axle surface.  
Install the front axle from the left side.




Hold the axle and tighten the axle bolt to the specified torque.

**TORQUE: 59 N·m (6.0 kgf·m, 43 lbf·ft)**

Tighten the right axle pinch bolts to the specified torque.

**TORQUE: 22 N·m (2.2 kgf·m, 16 lbf·ft)**



Install the both brake caliper and tighten the new mounting bolts to the specified torque.

**TORQUE: 30 N·m (3.1 kgf·m, 22 lbf·ft)**

