



FRONT WHEEL/SUSPENSION/STEERING

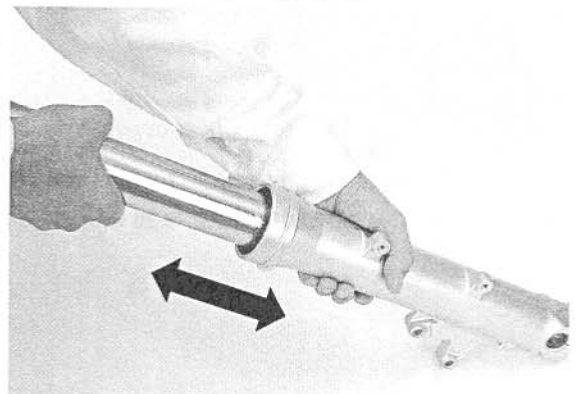
Remove the dust seal.



Do not scratch the fork tube sliding surface. Remove the oil seal stopper ring.



Pull the fork tube out until you feel resistance from the slider bushing. Then move it in and out, tapping the bushing lightly until the fork tube separates from the fork slider. The slider bushing will be forced out by the fork tube bushing.



Remove the oil lock piece from the fork tube.
Remove the oil seal, back-up ring and slider bushing from the fork tube.

Do not remove the fork tube bushing unless it necessary to replace it with a new one. Carefully remove the fork tube bushing by prying the slit with a screwdriver until the bushing can be pulled off by hand.

