


FRONT WHEEL/SUSPENSION/STEERING

Apply grease to the upper and lower bearings and bearing races.

Install the lower bearing onto the steering stem.
Insert the steering stem into the steering head pipe.

Install the upper bearing, inner race and dust seal.

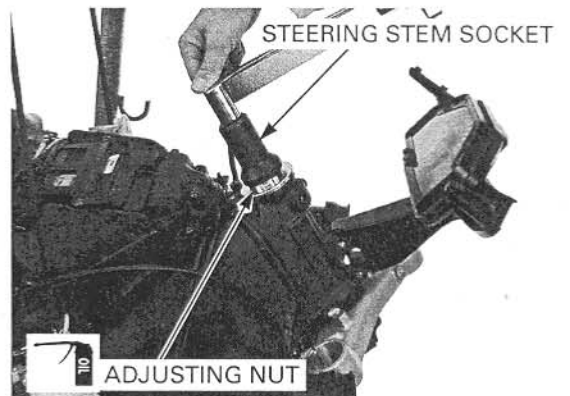


Apply oil to the adjusting nut threads.
Install and tighten the steering stem adjusting nut to the initial torque.


TOOL:

Steering stem socket 07916-3710101 or
07916-3710100 or
07702-0020001
(U.S.A. only)

TORQUE: 30 N·m (3.1 kgf·m, 22 lbf·ft)



Move the steering stem right and left, lock-to-lock, several times to seat the bearings.



Retighten the bearing adjusting nut to the specified torque.

TORQUE: 47 N·m (4.8 kgf·m, 35 lbf·ft)

Recheck that the steering stem moves smoothly without play or binding.

