

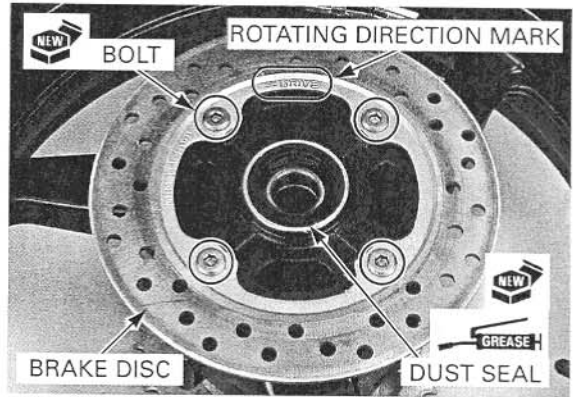
REAR WHEEL/SUSPENSION

Install the brake disc with its rotating direction mark facing out.

Tighten the new brake disc bolts to the specified torque.

TORQUE: 42 N·m (4.3 kgf·m, 31 lbf·ft)

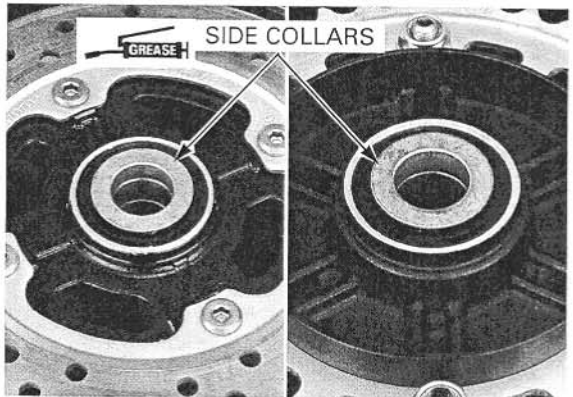
Apply grease to a new dust seal lip, then install it into the wheel hub.



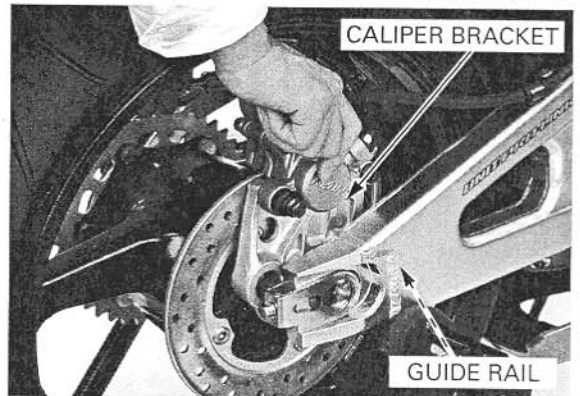
INSTALLATION

Apply grease to the side collars inside and grooves.

Install the side collars.



Be careful not to damage the brake pads. Install the rear brake caliper bracket onto the guide rail of the swingarm while place the rear wheel into the swingarm.



Install the drive chain over the driven sprocket.

Apply a thin coat of grease to the axle.

Install the rear axle from the left side.

