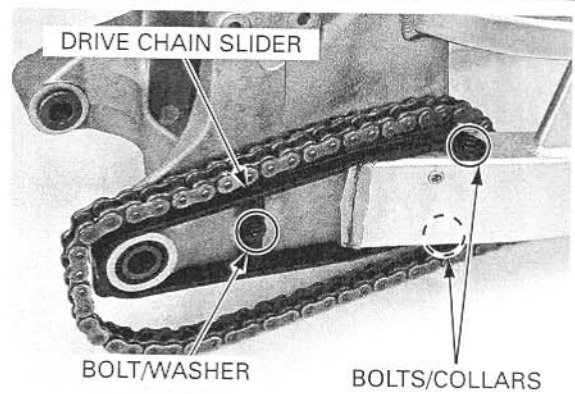


REAR WHEEL/SUSPENSION


Remove the three bolts, washer, collars and drive chain slider.

Check the drive chain slider for wear or damage.




Remove the pivot collar and dust seals from the swingarm left side pivot.

Check the dust seals and pivot collar for damage or fatigue.



Remove the pivot collar and dust seals from the swingarm right side pivot.

Check the dust seals and pivot collar for damage or fatigue.



Turn the inner race of right side pivot ball bearing with your finger.

The bearing should turn smoothly and quietly. Also check that the bearing outer race fits tightly in the swingarm pivot.

Remove and discard the bearing if the races do not turn smoothly and quietly, or if they fit loosely in the swingarm pivot.

