


## REAR WHEEL/SUSPENSION


Install the drive sprocket with its marks facing out.

Install the washer and special bolt, then tighten the bolt to the specified torque.

**TORQUE: 54 N·m (5.5 kgf·m, 40 lbf·ft)**




Install the spacer and drive sprocket cover, tighten the bolts securely.



Install the gearshift arm aligning its slit with the punch mark on the gearshift spindle.

Tighten the bolt securely.



Install the shock arm bolt/nut (swingarm side) and tighten the nut to the specified torque.

**TORQUE: 44 N·m (4.5 kgf·m, 33 lbf·ft)**

