



Check for continuity between the insulated brush and cable terminal.  
There should be continuity.



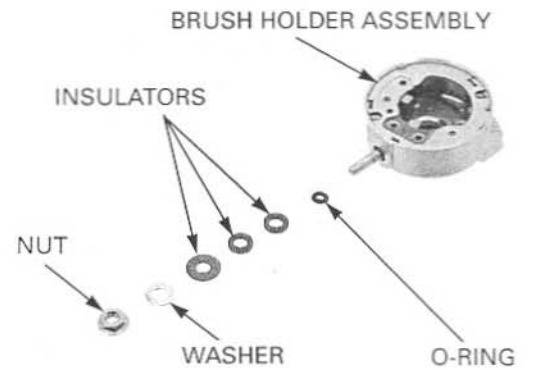
Check for continuity between the cable terminal and the rear cover.  
There should be no continuity.



*Record the location and number of insulators.*

Remove the following:

- Nut
- Washer
- Insulators
- O-ring
- Brush holder assembly
- Brush/terminal



Inspect the brushes for damage and measure the brush length.

**SERVICE LIMIT:** 6.5 mm (0.26 in)

