

## 2. Service and maintenance


### Maintenance schedule

Perform pre-ride inspection at each scheduled maintenance period.

#### Maintenance level

 Intermediate.

We recommend that the service be performed by your dealer, unless you have the necessary tools and technical capacities. The procedures are included in an official Montesa Shop Manual.

 Technical.




In the interest of safety, have your motorcycle serviced by your dealer.

#### Maintenance legend

**I**: Inspect (clean, adjust, lubricate or replace, if necessary)

**R**: Replace

**C**: Clean

ITEM	FREQUENCY	Pre-ride check	500 Km.	1.500 Km.	3.000 Km.	4.500 Km.	6.000 Km.	Every 6 months	Yearly check	Every 2 years	Remarks
Fuel level		I									Make sure that you have enough fuel for the trip planned.
Throttle operation		I	I	I	I	I	I		I		
Engine oil		I	R	R	R	R	R		R		
Transmission Oil			R	R	R	R	R		R		
Drive Chain		I	I	I	I	I	I				Check the item after riding in adverse conditions and dusty areas.
Brake Fluid		I	I	I	I	I	I		I	R	
Brake Pad Wear		I	I	I	I	I	I				
Clutch system		I	I	I	I	I	I		I		
Wheels / tyres		I	I	I	I	I	I		I		
Side stand		I	I	I	I	I	I		I		Check the item after riding in adverse conditions and dusty areas.
Lights / horn		I	I	I	I	I	I		I		
Engine stop switch		I	I	I	I	I	I				
Fuel Line			I	I	I	I	I		I		