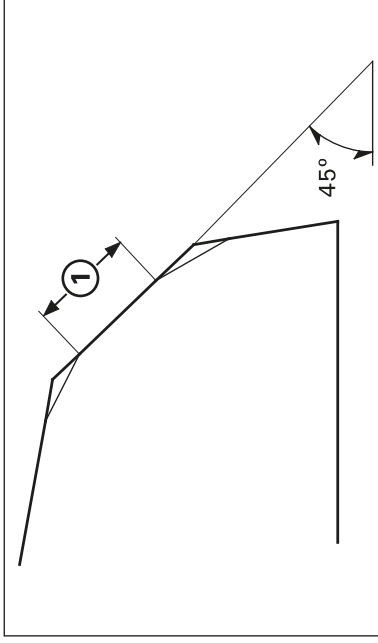


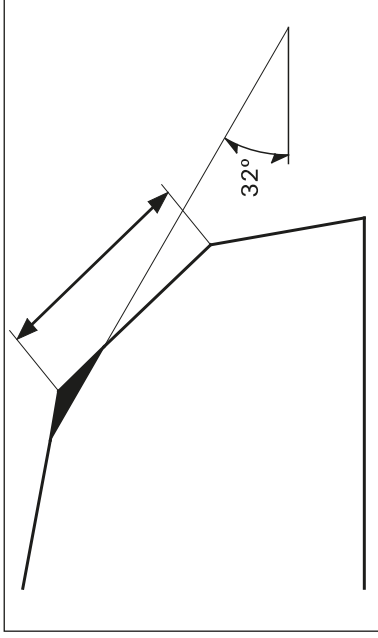
Engine servicing



(1) SEAT WIDTH

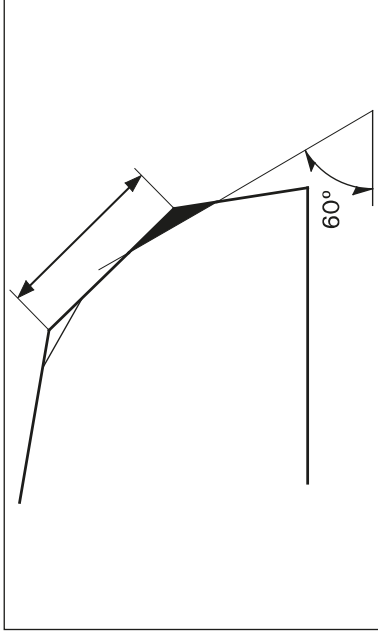
Use a 45° cutter, remove any roughness or irregularities from the seat.
Reface the seat with a 45° cutter whenever a valve guide is replaced.

Tools:
Seat cutter, 24.5 mm 07780-0010100
Seat cutter, 22 mm 07780-0010701
Cutter holder, 4.5 mm 07781-0010600
or equivalent commercially available



Use a 32° flat cutter, remove 1/4 of the existing valve seat material.

Tools:
Flat cutter, 25 mm 07780-0012000
Flat cutter, 21.5 mm 07780-0012800
Cutter holder, 4.5 mm 07781-0010600
or equivalent commercially available



Use an interior cutter, remove 1/4 of the existing valve seat material.

Tools:
Interior cutter, 26 mm 07780-0014500
Interior cutter, 22 mm 07780-0014202
Cutter holder, 4.5 mm 07781-0010600
or equivalent commercially available