



Engine servicing



(1) CYLINDER HEAD BOLTS
(2) CYLINDER SEALING BOLT

Tighten the cylinder sealing bolt and cylinder head mounting bolts securely.



(1) HANGER BOLT
(2) RADIATOR HOSE

Install the upper engine hanger bolt, tighten the bolt to the specified torque.


Torque: 24 N•m (2.4 kgf•m, 17 lbf•ft)

Connect the radiator hose to the water joint, tighten the clamp screw securely.

Install the following:

- Camshaft
- Cylinder head cover
- Throttle body/insulator
- Exhaust pipe

Pour recommended coolant mixture and bleed air.



(1) "T" MARK
(2) INDEX MARK

Camshaft/Cylinder Head Cover Installation

Camshaft Installation

Turn the crankshaft by operating the kickstarter, align the "T" mark on the flywheel with the index mark on the left crankcase cover.