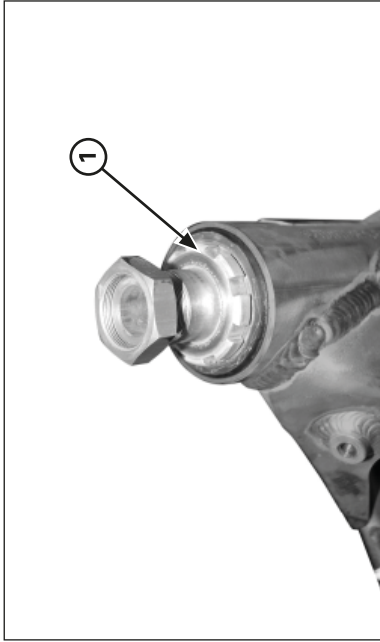



Frame servicing



(1) ADJUSTING NUT

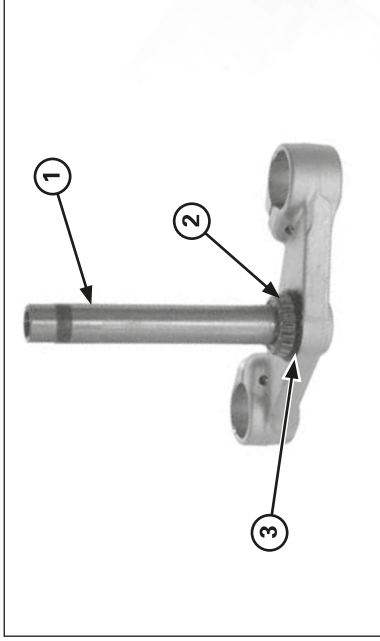


(1) DUST SEAL
(2) UPPER BEARING
(3) STEERING STEM


Remove the stem bearing adjusting nut.

Remove the following:

- Dust seal
- Upper bearing
- Steering stem/lower bearing



(1) STEM
(2) LOWER BEARING
(3) DUST SEAL

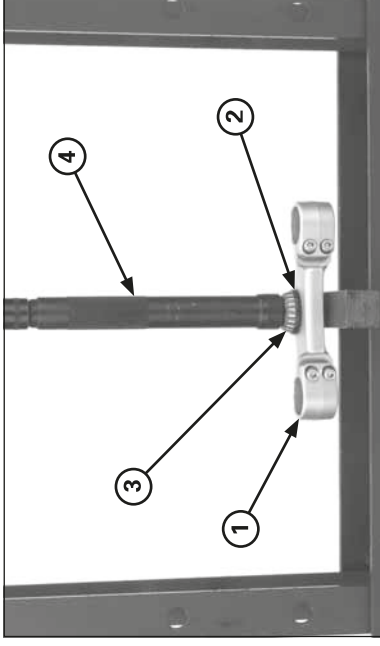


(1) BALL RACE REMOVER

Remove the lower bearing and dust seal from the steering stem.

Remove the upper and lower bearing races from the steering head using the special tools.

Tool:
Ball race remover 07948-4630100



(1) STEM
(2) DUST SEAL
(3) BEARING
(4) STEERING STEM DRIVER

Install new dust seal onto the steering stem.
Install the new lower bearing into the steering stem using a hydraulic press and driver.

Tool:
Steering stem driver (Generic tool)