

## SUSPENSION

Shock Absorber  
Oil leakage, damage

Apply front brake and inspect front suspension by moving it up & down  
Inspect for front fork oil leakage, damage and loosening




Inspect rear cushion by moving it up & down  
Inspect for rear cushion oil leakage, damage and loosening

Hold rear wheel and push rear fork from left to right, and inspect rear fork pivot bearing condition. If there is movement then replace bearing ( 7-13-14)

### Front Fork Air Pressure

Do not move front wheel  
Remove valve cap  
Measure air pressure using standard air pressure gauge (std pressure 0-0.4Kg-cm<sup>2</sup>)  
When adjusting air pressures, insert air using a hand pump and adjust so that left and right pressures are even

\* When adjusting air pressure do not insert air all at one time  
\* The air mixes with the oil so pressure will drop



## GEARBOX SYSTEM

Clutch

Lever Play

Inspect clutch lever play

Play: 10-20mm

