


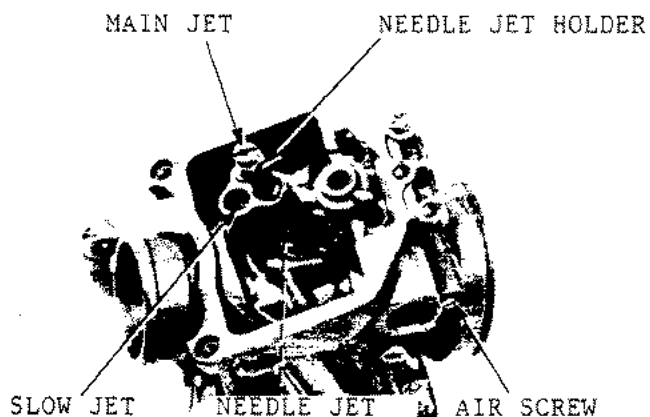
Install bi-starter valve together with spring and tighten nut



Install needle jet, needle jet holder, and main jet

Install slow jet

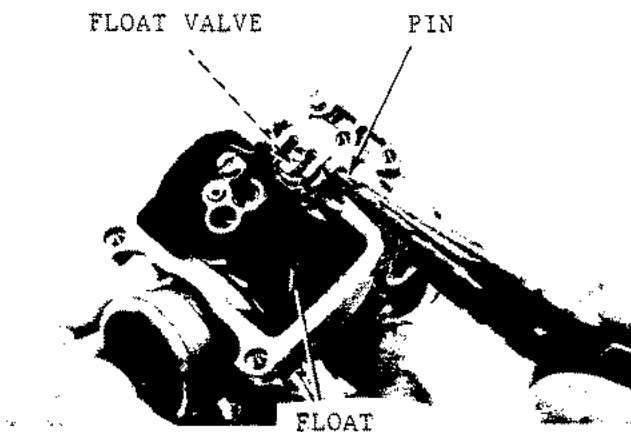
Install air screw



Air screw standard rotations : $1\frac{1}{4}$ times

Install float valve, float and float arm pin

Inspect float valve movement



Measure float level height at main jet

Std float level = 13mm

Adjust float arm by bending

Float level gauge : 07401-0010000

