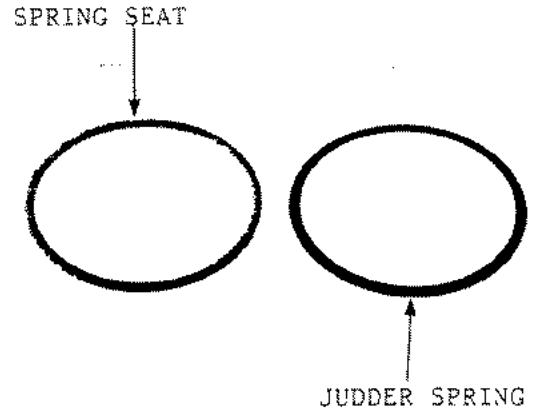


Spring Seat, Judder Spring Inspection

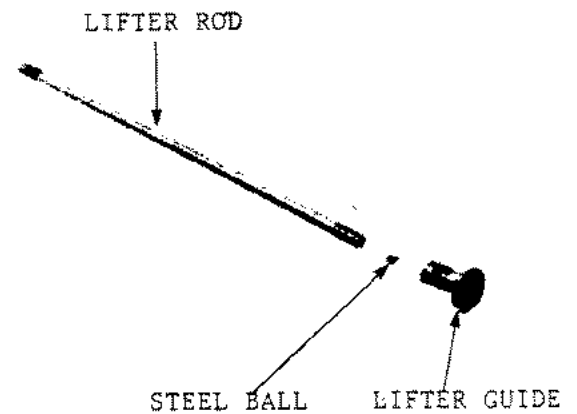
Inspect spring seat and judder spring for change in shape, warpage, damage and wear



Clutch Lifter Guide, Steel Ball, Clutch Lifter Inspection

Inspect clutch lifter guide, steel ball damage

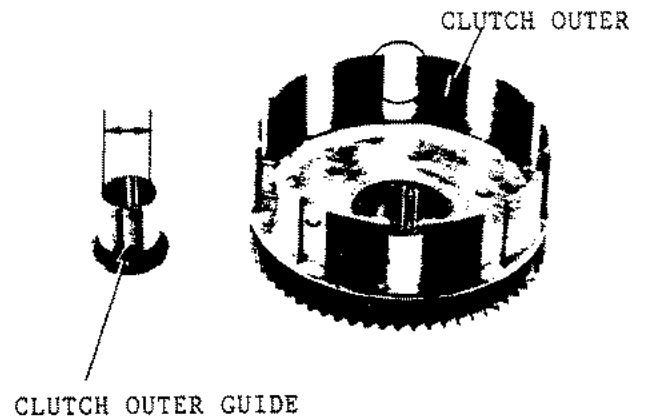
Inspect clutch lifter rod for bends



Clutch Outer Inspection

Inspect clutch outer bearing condition
Replace if in poor condition
Inspect clutch outer groove for damage and wear due to discs
Measure clutch outer guide I.D

Service limit: 22.03mm



Main shaft Inspection

Measure main shaft O.D

Service limit: 21.94mm
(replace if below)

