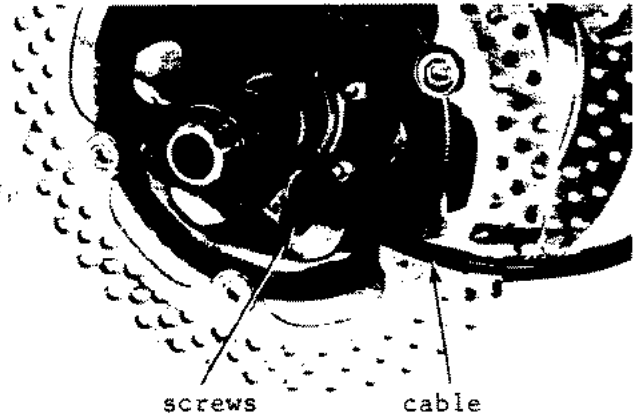


FRONT WHEEL

Removal

Remove screws and remove speedometer cable from gear box

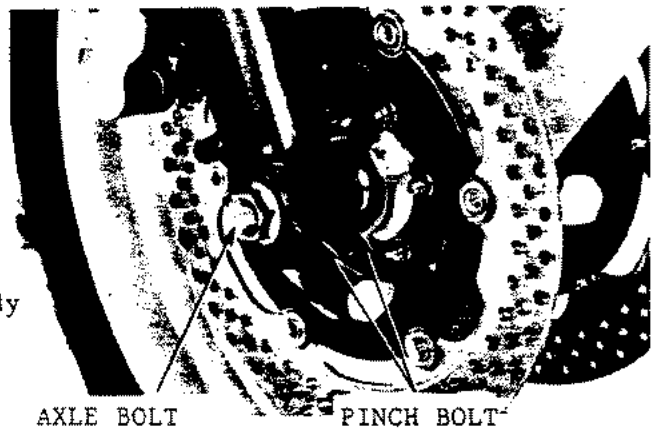
Remove caliper bracket bolt and remove one caliper (14.4)



- * Do not hang brake caliper on brake disc
- * Hold caliper upwards with tape
- * Do not twist brake hose
- * After removing brake caliper do not move from brake lever

Place vehicle in upright position and steady front wheel

Loosen L-R axle pinch bolt and remove axle
Pull out axle and remove front wheel



- * Take care not to damage disc pads

Inspection


Inspect front axle for warpage

Place Vee block upwards and measure front axle with dial gauge. A reading on the dial gauge indicates warpage

Service limit : 0.2mm (replace if above)

Turn wheel slowly and inspect rim runout with dial gauge

Service limit : radial - 2.0mm
axial - 2.0mm
(replace if above these)



- * Cast wheel can not be dismantled

