


Install new pads into caliper

\* Always replace brake pads as a set

Push in pads, align pad pin and assemble with hanger pin

Apply silicon grease to caliper pinch bolt and caliper bracket pin



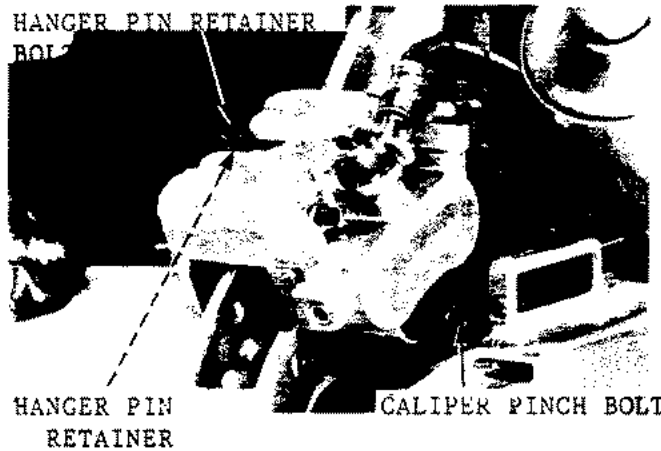
Install caliper to caliper bracket and tighten caliper pinch bolt

Torque: 2.0-2.5 kg-m

Assemble hanger pin retainer into hanger pin pad and tighten bolt

Torque: 0.8-1.3 kg-m


\* After replacing pads move brake pedal and push out piston



### BRAKE DISC INSPECTION

Measure brake disc width

Service Limit: Front 3.5mm (replace if below)  
Rear 4.0mm (replace if below)



Inspect front disc for movement

Use dial gauge and measure brake disc runout

Service limit: Front 0.4 mm (replace if above)  
Rear 0.3mm (replace if above)

