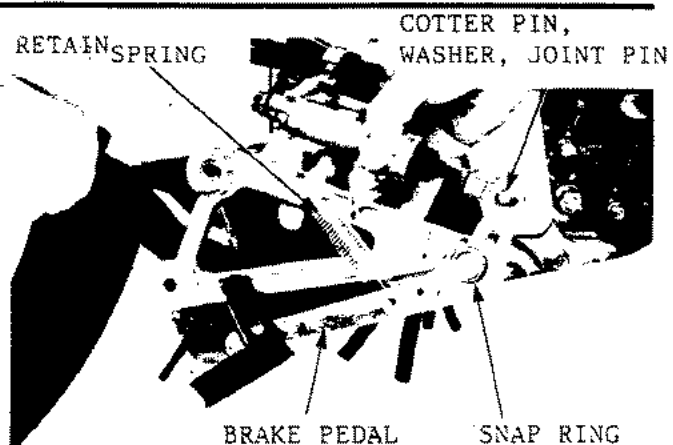
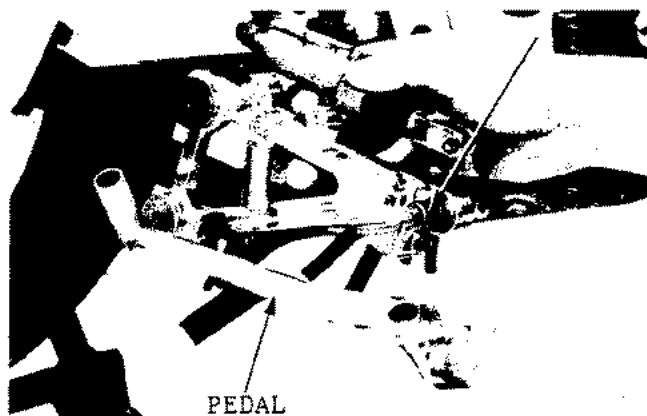


Remove retain spring
 Remove cotter pin and remove brake rod
 joint tin
 Remove snap ring and remove brake pedal
 from R. step stay



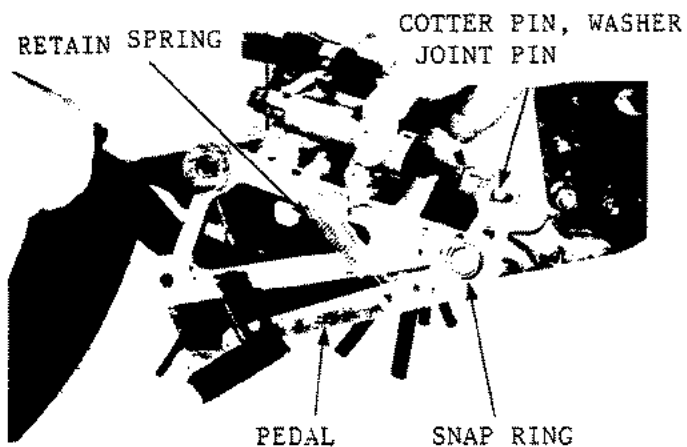
INSTALLATION

Apply grease to R. step stay pivot and
 install brake pedal



Install snap ring correctly
 Assemble brake rod joint pin correctly and
 install new washer and cotter pins

Assemble retain spring into pedal



Install R. step stay and tighten bolts
 Torque: 2.4-3.0kg-m

Install stop light stay spring into brake
 pedal
 Install brake hose crammer
 Install side covers (15.2)

