


MAIN SWITCH

Inspection


Remove main switch 6P coupler from fuel tank lower coupler holder

○—○ If current, then okay

	BAT1	IGN	TL1	TL2	PA
	R	R/Bl	Br/W	Br	Y/Bl
ON	○—○	○—○	○—○	○—○	
OFF					
P	○				○
LOCK					



MAIN SWITCH 6P COUPLER




Removal

Remove main switch 6P coupler from fuel tank lower coupler holder

Remove main switch 2 bolts and remove main switch

MAIN SWITCH



Separation

Cut bands remove 3 screws and remove switch from switch cylinder

