


FUEL SYSTEM

Loosen the carburetor bands and remove the carburetors from the left side.




CARBURETOR BANDS

VACUUM CHAMBER

REMOVAL

Remove the four vacuum chamber cover screws and cover.




SCREWS

COVER

Remove the compression spring, diaphragm and vacuum piston.

Inspect the vacuum piston for wear, nicks, scratches or other damage. Make sure the piston moves up and down freely in the chamber.



COMPRESSION SPRING

DIAPHRAGM

VACUUM PISTON