


Remove the bolt attaching the alternator wire clamp and clamp.

Remove the stator mounting bolts and stator from the alternator cover.




FLYWHEEL REMOVAL

Hold the flywheel with the flywheel holder and remove the flywheel bolt.

NOTE:

The flywheel bolt has left-hand threads.

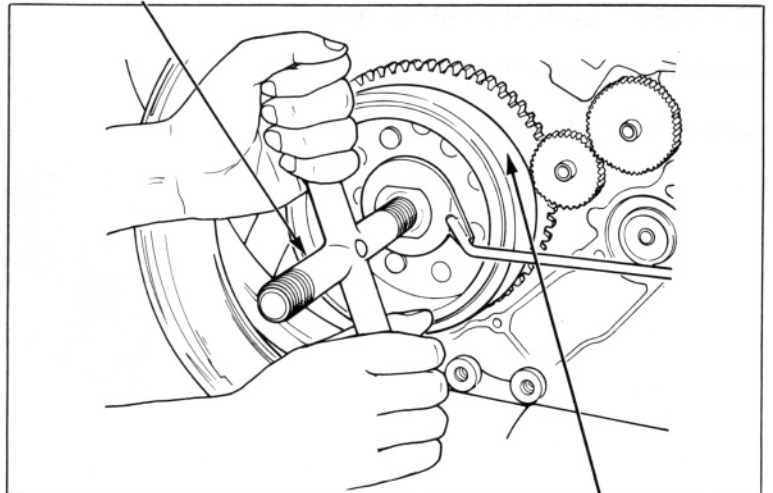
FLYWHEEL BOLT (LEFT-HAND THREADS)



ROTOR PULLER
07733-0020001 OR
07933-3950000

FLYWHEEL HOLDER 07923-ME90000R
BAND STRAP WRENCH
(COMMERCIALLY AVAILABLE IN U.S.A.)

Remove the flywheel with the rotor puller.



FLYWHEEL