



GEARSHIFT LINKAGE

Install the clutch outer collar and guide over the mainshaft.




Install the oil pump drive and driven sprockets with drive chain and tighten the driven sprocket bolt securely. The driven sprocket "IN" mark must face the crankcase.

OIL PUMP
DRIVE CHAIN DRIVE SPROCKET



DRIVEN SPROCKET BOLT




Install new O-rings on the ends of the oil pipe.

Install the oil pipe.

Install the clutch assembly and right crankcase cover (section 7).

Install the starter clutch, flywheel and alternator cover (section 8).



OIL PIPE