


CRANKCASE

CRANKCASE SEPARATION

The following parts must be removed before disassembling the crankcase.

- Oil pump (Refer to section 2)
- Water pump and water pipes (Refer to section 6)
- Clutch (Refer to section 7)
- Gearshift linkage (Refer to section 8)
- Alternator rotor/starter clutch (Refer to section 9)
- Cylinder heads (Refer to section 10)
- Cylinders/pistons (Refer to section 11)
- Starter motor (Refer to section 20)

Remove the cam chain tensioners, cam chains and primary drive gear.




CAM CHAIN

PRIMARY DRIVE GEAR

CAM CHAIN IDLE GEAR

Remove the mainshaft, countershaft and shift drum bearing holders by removing the respective screws.




SHIFT DRUM
BEARING SET PLATE

M & C SHAFT
BEARING SET PLATE

OUTPUT SHAFT
SPECIAL BOLT/WASHER

Install the Shaft Holder on the output gear shaft.

Remove the special bolts and washers holding the countershaft and final drive shaft.



SHAFT HOLDER
07923-6890101

COUNTER SHAFT
SPECIAL BOLT/WASHER