


CRANKSHAFT/TRANSMISSION

CRANKSHAFT INSTALLATION

Install the crankshaft onto the left crankcase.
Install the dowel pins and assemble the crankcase
(page 12-4).




DOWEL PINS


TRANSMISSION REMOVAL

Separate the crankcase (page 12-2).
Lay the left crankcase down on its outer surface.
Remove the crankshaft (page 13-5).
Remove the shift drum shaft and shift drum from
the left crankcase.

SHIFT DRUM SHAFT




O-RING




SHIFT DRUM

Remove the final gear.
Remove the mainshaft, countershaft, and shift fork
together.

FINAL GEAR



COUNTERSHAFT



SHIFT FORK