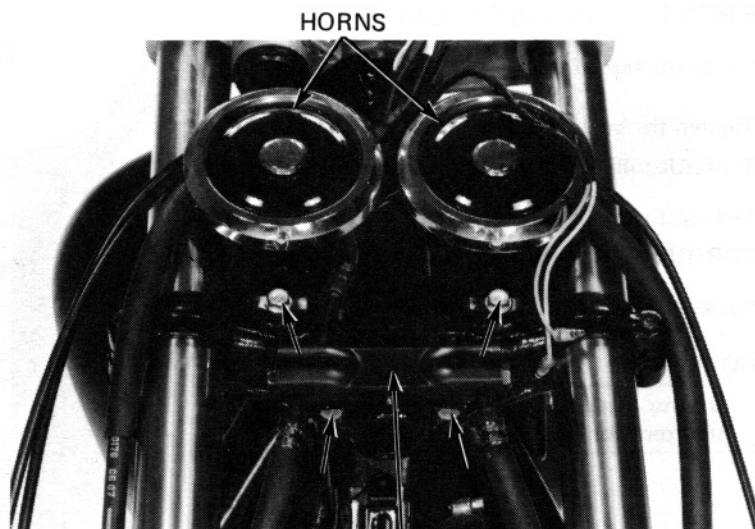


STEERING STEM

REMOVAL

Remove the following components.


- headlight, headlight case and brackets (page 15-3, 15-4).
- ignition switch (page 15-4).
- instruments (15-6).
- handlebar (15-9).
- front wheel (15-13).
- horns.
- brake hose three-way joint.



BRAKE HOSE THREE-WAY JOINT

LOCK NUT WRENCH, 30 x 32 mm
COMMERCIALY AVAILABLE IN U.S.A. EXTENSION BAR

- steering stem nut.
- front forks (page 15-20).
- fork top bridge.




FORK TOP BRIDGE
PIN SPANNER
07702-0010000

Remove the bearing adjustment nut.

Remove the steering stem, top cone race and steel balls.

NOTE:

Do not allow the steel balls to fall.



BEARING ADJUSTMENT NUT