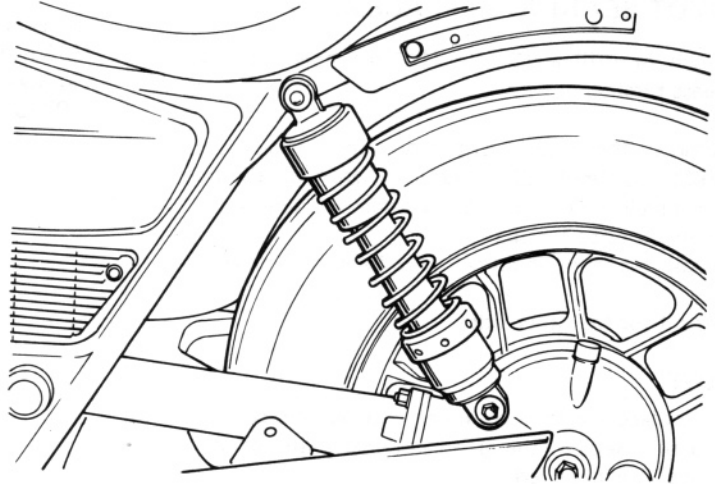


## SWINGARM

### REMOVAL

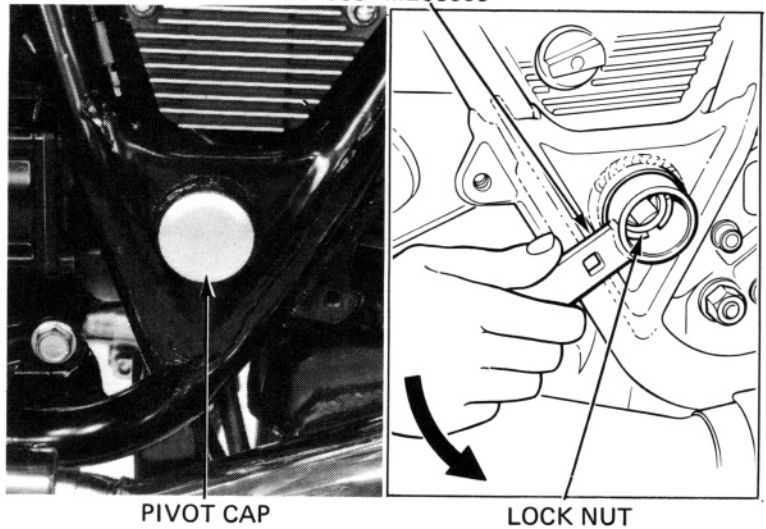
Remove the rear wheel (page 16-3) and the final drive gear case (page 14-3).

Remove the rear shock absorbers (page 16-10).



SWINGARM PIVOT LOCK NUT WRENCH  
07908-ME90000

Remove the swingarm pivot caps and loosen the right pivot bolt lock nut.




PIVOT CAP

LOCK NUT

Remove the right pivot bolt, using the 10 mm socket bit.

Remove the left pivot bolt and remove the swingarm.

Remove the boot from the swingarm.



LEFT PIVOT BOLT

RIGHT PIVOT BOLT

SOCKET BIT, 10 mm 07917-3710000  
COMMERCIALY AVAILABLE IN U.S.A.