


BRAKE PAD/DISC

PAD REPLACEMENT

NOTE:

Always replace the brake pads in pairs to assure even disc pressure.


Remove the caliper bolt.
Pivot the caliper up out of the way.



CALIPER BOLT

Remove the pad pin retainer and pull the pad pins out of the caliper.

Remove the brake pads.




PAD PIN RETAINER

PAD PINS

Position the pad spring in the caliper as shown.

Push the caliper pistons in all the way.



PAD SPRING