

## HYDRAULIC BRAKE


### REAR BRAKE PAD REPLACEMENT

*Always replace the brake pads in pairs to ensure even disc pressure.*


Push the caliper piston all the way in to allow installation of new brake pads.

**NOTE:**


Check the brake fluid level in the brake reservoir as this operation causes the level to rise.



Remove the pad pin plug and loosen the pad pin.



Remove the rear brake caliper bolt. Pivot the caliper up, and remove the pad pin and brake pads.



Install new brake pads so that their ends positioned onto the retainer on the caliper bracket as shown.

