

CARBURETOR


REMOVAL

THROTTLE VALVE

Remove the following:

- Side cover (page 2-2)
- Side shroud (page 2-4)


Loosen the carburetor top [1].



Be careful not to damage the jet needle [1] when removing the throttle valve [2] from the carburetor body.

Remove the carburetor top and throttle valve/jet needle.

Remove the throttle cable [3] from the throttle valve while compressing the throttle valve spring [4].

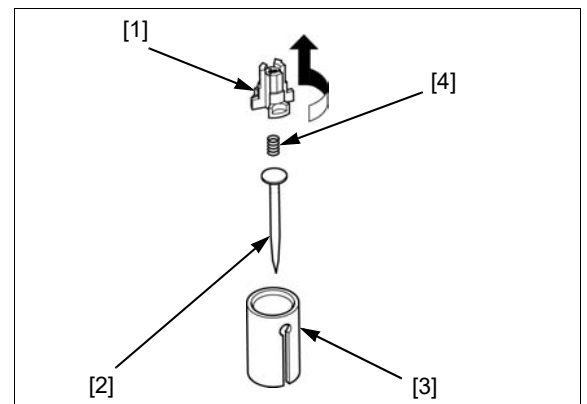


Turn the jet needle retainer [1] counterclockwise.

Remove the jet needle retainer and jet needle [2] from the throttle valve [3].

Remove the spring [4] from the jet needle retainer.

Check the throttle valve and jet needle for scratches, wear or damage.



CARBURETOR BODY

Turn the fuel valve "OFF" and disconnect the fuel hose [1] from the fuel valve.

