



*Except CO, III LA types:* Connect the carburetor heater connector [1] and ground wire connector [2].  
Secure the carburetor heater wire with the wire clamp [3].




*Except CO, III LA types:* Install the carburetor heater cover [1] and tighten the screw [2] securely.



Connect the fuel hose [1] to the fuel valve.  
After installing the carburetor, check the following:

- Throttle grip free play (page 3-3)
- Engine idle speed (page 3-8)
- Pilot screw adjustment (page 6-12)



**THROTTLE VALVE**

Install the spring [1] into the jet needle retainer [2].  
Install the jet needle [3] and retainer to the throttle valve [4].  
Turn the jet needle retainer clockwise and lock it.

