

CYLINDER HEAD COVER


REMOVAL/INSTALLATION

Remove the following (XR125LK/LEK only):

- PAIR control valve (page 6-14)
- Air suction pipe (page 6-15)


Remove the side shrouds (page 2-4).

Remove the cylinder head cover special bolts [1], mounting rubbers [2] and cylinder head cover [3].



Remove the gasket [1] from the cylinder head cover [2].

XR125LK/LEK: Remove the O-ring [3].




Remove the dowel pin [1] and O-ring [2] from the camshaft holder.

Clean the oil passage and air passage of the cylinder head cover using compressed air.

Install the dowel pin into the camshaft holder.

Coat a new O-ring with engine oil and install it onto the dowel pin.



Install a new gasket [1] into the cylinder head cover groove.

XR125LK/LEK: Coat a new O-ring [2] with engine oil and install it onto the dowel pin.

