

## CYLINDER HEAD/VALVES


Coat new O-rings [1] with engine oil and install them onto the timing hole cap [2] and crankshaft hole cap [3]. Apply grease to the crankshaft hole cap threads. Install the crankshaft hole cap and tighten it.

**TORQUE: 15 N·m (1.5 kgf·m, 11 lbf·ft)**

Install the timing hole cap and tighten it.

**TORQUE: 10 N·m (1.0 kgf·m, 7 lbf·ft)**

Install the cylinder head cover (page 8-4)

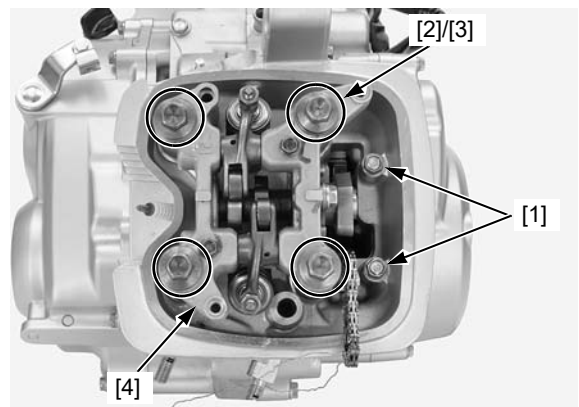


## CAMSHAFT HOLDER

### REMOVAL

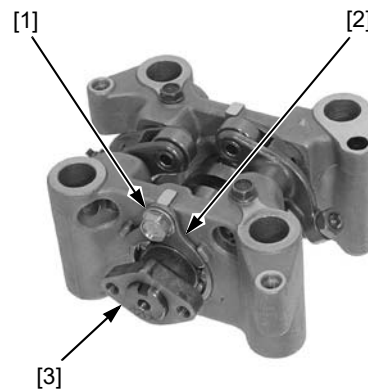
Remove the cam sprocket (page 8-5).

Loosen the cylinder head bolts [1]. Remove the camshaft holder nuts [2], washers [3] and the camshaft holder [4].



### DISASSEMBLY

Remove the bolt [1] and camshaft retainer plate [2]. Remove the camshaft [3] from the camshaft holder.



Remove the rocker arm shaft bolts [1].

