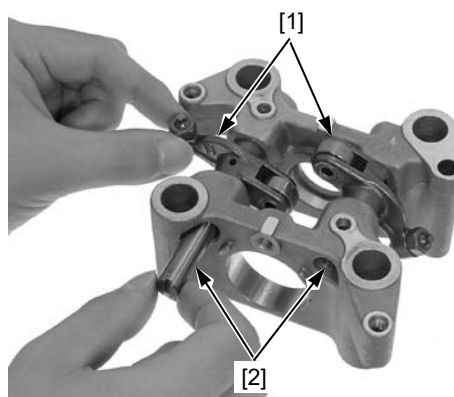


CYLINDER HEAD/VALVES

Note the directions of the bolt holes in the rocker arm shafts.


Set the rocker arms [1] in the camshaft holder, then install the rocker arm shafts [2] into the camshaft holder through the rocker arms.



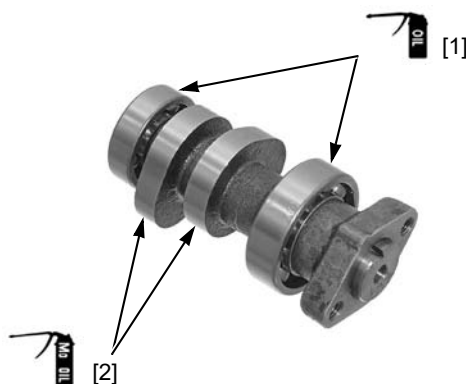
Align the bolt holes in the camshaft holder and rocker arm shafts [1] using a screwdriver, and install the rocker arm shaft bolts [2].

Tighten the rocker arm shaft bolts.

TORQUE: 5.0 N·m (0.5 kgf·m, 3.7 lbf·ft)



Lubricate the camshaft bearings [1] with engine oil.
Apply molybdenum oil solution to the cam lobes [2].



Install the camshaft [1] into the camshaft holder with its tab [2] facing up.

Install the camshaft retainer plate [3] and bolt [4], then tighten the bolt securely.

