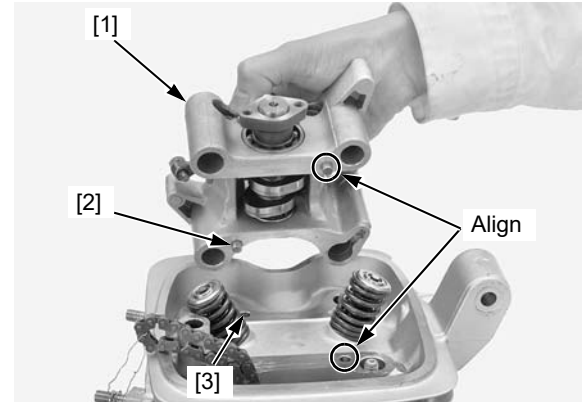


INSTALLATION

Install the camshaft holder [1] onto the cylinder head by aligning the pins [2] with the holes [3].




Apply engine oil to the threads and seating surfaces of the camshaft holder special nuts [1]. Install the washers [2] and camshaft holder special nuts, then tighten the nuts to the specified torque.

TORQUE: 32 N·m (3.3 kgf·m, 24 lbf·ft)

Tighten the cylinder head bolts [3].

Install the cam sprocket (page 8-6).

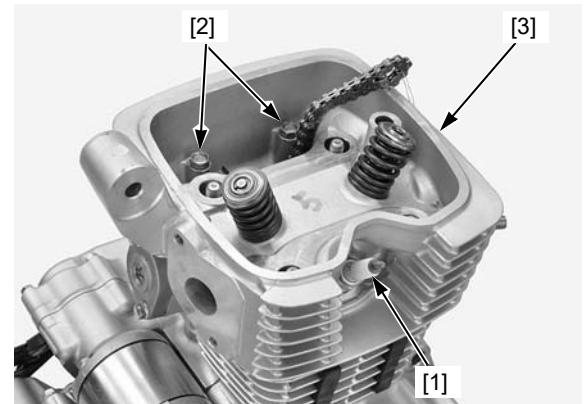


CYLINDER HEAD

REMOVAL/INSTALLATION

Remove the following:

- Engine (page 13-3)
- Camshaft holder (page 8-8)
- Spark plug [1]
- Two cylinder head bolts [2] and cylinder head [3].



Remove the cylinder head gasket [1] and two dowel pins [2].

Be careful not to damage the mating surfaces.

Clean the mating surfaces of the cylinder head and cylinder.

Install the dowel pins and a new gasket.

