


## CLUTCH/GEARSHIFT LINKAGE

Remove the following:


- Washer [1]
- Clutch center [2]
- Clutch discs [3]/clutch plates [4]
- Pressure plate [5]
- Thrust washer [6]
- Clutch outer [7]




- Clutch outer guide [1]

### INSTALLATION

Apply molybdenum oil solution to the outer surface of the clutch outer guide and install it onto the mainshaft.



Apply engine oil to the primary driven gear teeth. Install the clutch outer [1] and thrust washer [2].



Coat the clutch discs with engine oil.

Install the clutch disc A [1], four clutch plates [2] and three discs B [3] alternately, and clutch disc A onto the clutch center [4].

Install the pressure plate [5] onto clutch center by aligning the "o" marks as shown.

