



Pull the gearshift spindle [1] out of the crankcase being careful not to damage the oil seal lip, and remove the thrust washer [2] from the spindle.




Remove the following:

- Gearshift cam bolt [1]
- Gearshift cam [2]



- Dowel pins [1]
- Stopper arm bolt [2]
- Stopper arm [3]
- Washer [4]
- Return spring [5]



Inspect the gearshift spindle oil seal [1] for deterioration or damage, replace if necessary.

If replacing the oil seal, install it as specified.

