


CRANKSHAFT/TRANSMISSION/KICKSTARTER


Loosen the thirteen left crankcase bolts [1] in a crisscross pattern in 2 or 3 steps, and remove them.




Place the crankcase assembly with the right side down.

Do not pry the crankcase halves.

Carefully separate the left crankcase [1] from the right crankcase [2] while tapping them at several locations with a soft hammer.



Remove the dowel pins [1].



Remove the countershaft oil seal [1] from the left crankcase.

Apply grease to new gearshift spindle oil seal and countershaft oil seal lips and install them into the left crankcase.

