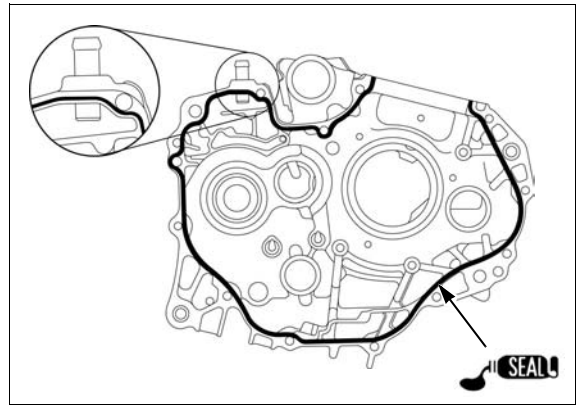


CRANKSHAFT/TRANSMISSION/KICKSTARTER


Clean the left and right crankcase mating surfaces thoroughly, being careful not to damage them.

Apply liquid sealant to the mating surface (shadowed area) of the left crankcase except the oil passage area as shown.




Install the two dowel pins [1].

Install the left crankcase over the right crankcase.



Install the thirteen left crankcase bolts [1], and tighten them in a crisscross pattern in 2 or 3 steps.



Install the right crankcase bolt [1] and tighten it.

