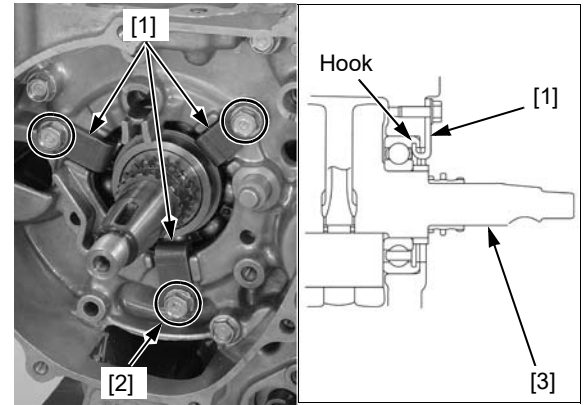
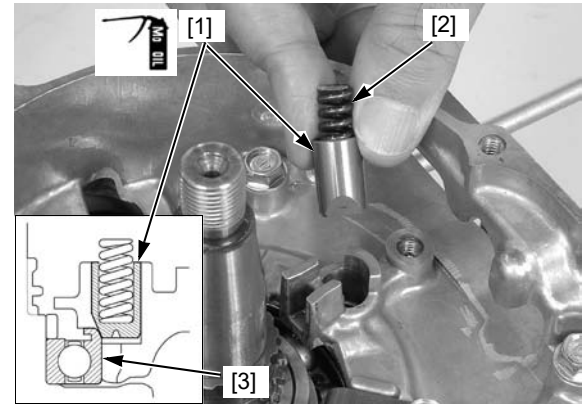


*When installing the retainer plate, pull the crankshaft [3] and hook the plate tab to the crankshaft bearing groove as shown.*

Install the bearing retainer plates [1] and bolts [2].  
Tighten the bolts securely.




Apply molybdenum oil solution to the push plug entire surface.  
Install the push plug [1] and spring [2] by aligning the tapered surfaces of the plug and crankshaft bearing outer race [3].



Apply locking agent to the push plug plate bolt threads.  
Install the push plug plate [1] and bolt [2], and then tighten the bolt to the specified torque.

**TORQUE: 10 N·m (1.0 kgf·m, 7 lbf·ft)**



Install the cam chain [1] and cam chain guide [2].  
Install the setting plate [3] with the two bolts [4] and tighten the bolts.

Install the following:

- Neutral switch (page 18-9)
- Starter motor (page 5-6)
- Flywheel (page 11-5)
- Gearshift linkage (page 10-12)
- Primary drive gear (page 10-13)
- Kickstarter (page 12-15)
- Clutch (page 10-8)
- Oil pump (page 7-3)
- Cylinder and piston (page 9-5)
- Cylinder head (page 8-11)
- Engine (page 13-5)

