
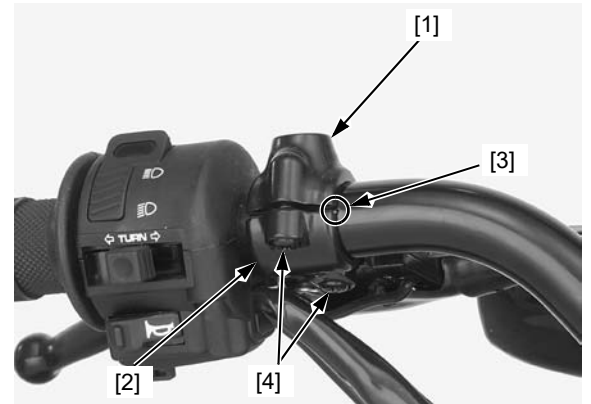


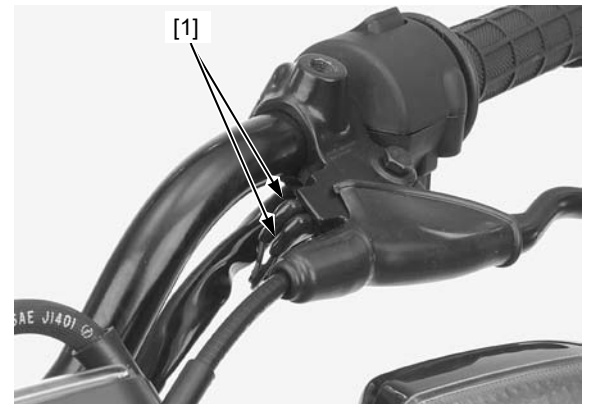
Install the left handlebar switch housing screws [1] and tighten the forward screw first, then the rear screw.



Install the clutch lever bracket [1] and holder [2] to the handlebar.
Align the slit of the bracket with the punch mark [3] on the handlebar.
Install the clutch lever holder screws [4], and tighten the forward screw first, then rear screw.



Connect the clutch switch connectors [1] to the clutch switch.



Install the right handlebar switch housing [1] by aligning its locating pin [2] with the hole [3] in the handlebar.

Install the right handlebar switch housing screws [4], and tighten the forward screw first, then the rear screw.

