




Inspect each valve seat.

STANDARD: 1.2–1.4 mm (0.05–0.06 in)

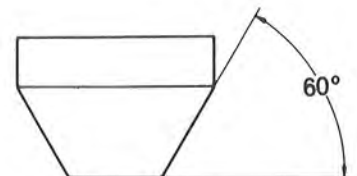
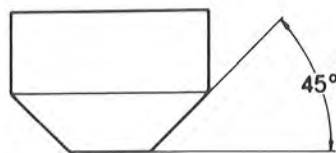
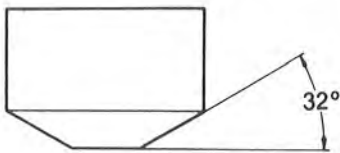
If the seat is too wide, too narrow, or has low spots, the seat must be refinished for good sealing.

NOTE

Follow the refacer manufacturer's operating instructions.



VALVE SEAT CUTTERS



VALVE SEAT GRINDING

Using a 45 degree cutter, remove any roughness or irregularities from the seat.

NOTE

Reface the seat with a 45 degree cutter when the valve guide is replaced.

VALVE SEAT CUTTER



CUTTER HOLDER