




CRANKSHAFT/BALANCER

FRONT BALANCER REMOVAL


Separate the crankcase (Page 10-2).
Remove the balance chain from the rear balancer.
Remove the 20 mm circlip and the balancer sprocket.



CIRCLIP


FRONT BALANCER SPROCKET

Remove the balancer shaft and shaft holder.
Remove the shaft holder circlip and remove the shaft holder from the shaft.



BALANCER SHAFT HOLDER

Measure the shaft hole I.D. and O.D



O.D. SERVICE LIMIT:
39.91 mm (1.57 in)

I.D. SERVICE LIMIT:
26.10 mm (1.028 in)