




Loosen the axle shaft holder nuts and remove the front axle.
Remove the front wheel.

AXLE SHAFT HOLDER NUT




FRONT AXLE

AXLE INSPECTION

Set the axle in V blocks and measure the runout. The actual runout is 1/2 of the total indicator reading.

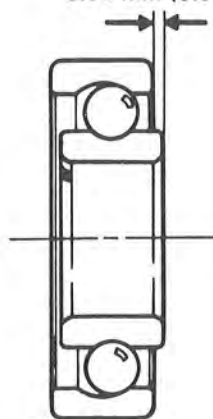
SERVICE LIMIT: 0.2 mm (0.01 in)



WHEEL BEARING

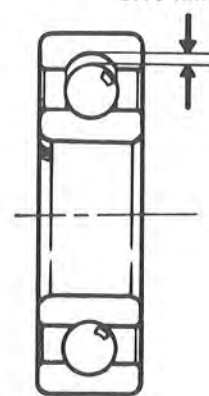
Check the wheel bearing play by placing the wheel on a truing stand and spinning the wheel by hand. Replace the bearings with new ones if they are noisy or have excessive play.

SERVICE LIMIT:
0.05 mm (0.002 in)



AXIAL

SERVICE LIMIT:
0.10 mm (0.004 in)



RADIAL